


Overview

Product information



DC10-PE-11020000011

Screw type Din-Rail TB , connector method: Screw/plug-in connector ,
 Number of connectors: 2 , Number of potentials: 1 , Cross section: 0.5
 mm² 10 mm² , AWG: 20 - 6 , Width: 10 mm , Color: green-yellow ,
 Mounting type:
 NS 35/7.5 , NS 35/15

Product advantages

- Steel screw connection technology, reliable connection ;
- Grounding structure, protection circuit ;
- The box has a baffle to prevent mis-insertion ;
- Can be matched with marker strips to avoid incorrect insertion of wires °

Product certification



Technical data

Product drawing

3D model

□

Overview

Number of rows	1
number of connections	2
Open-end side panels	Yes
Insulation Materials	PA
Flame retardant grade, in line with UL 94	V0
Insulating material group	I
standard test	IEC60947-7-2
Connection method	screw connection

Dimension

width	10mm
End plate width	1.5mm
Height	42mm
NS 35/7,5 Height	43.5mm
NS 35/15 Height	51mm
length	44.95mm

Wiring data

Strip length	10~12mm
Conductor cross section solid AWG	20~6
Conductor cross section solid	0.5~10mm ²
Conductor cross section flexible	0.5~10mm ²
Conductor cross section flexible (ferrule without plastic sleeve)	0.5-10mm ²
Conductor cross section flexible (ferrule with plastic sleeve)	0.5-10mm ²
Screw type	Slotted screw
screw thread	M4
Tightening torque	1.54N.m

IEC Electrical parameters

Rated voltage(III/3)	/
Rated current(III/3)	/

IEC Electrical parameters

Rated surge voltage	8KV
---------------------	-----

UL Electrical parameters

Rated voltage	/
---------------	---

Rated current	/
---------------	---

Environmental conditions

Ambient temperature (operation)	-40 °C ~ 105 °C (depending on derating curve)
Relative humidity (storage/transport)	25%~75%
Ambient temperature (storage / transport)	-25°C~60°C

Mechanical performance test

Mechanical strength	Passed the test
Fixing support	Passed the test
Rotational Pull Test	Passed the test

Electrical performance test

Voltage drop	≤3.2mV
Temperature rise test	≤45 K

Safety test

Anti-finger touch	Passed the test
-------------------	-----------------

Environmental protection

RoHS	No excessive harmful substances
REACH SVHC	Lead 7439-92-1

Accessories

Marker

Top marker	/
Side marker	ZB10
Marker support	/

Accessories

Slotted screwdriver size (Blade thickness x Width)	1×4
--	-----

Bridge	DFAXX-10.2
End cover	D-DC6
Partition plate	/

Installation

End clamp	E-WS N / E-PC-1100A
Terminal strip marker support	KLM3-20x8 / KLM3-44x8 / DLM2 / DBE-1 / DBE-2
DIN rail	NS35/7.5 & NS35/15

Marking & Installation

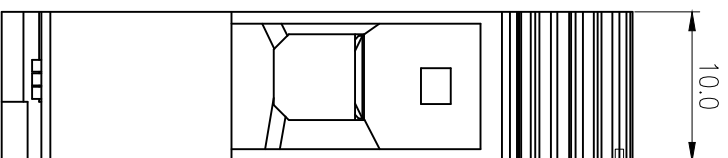
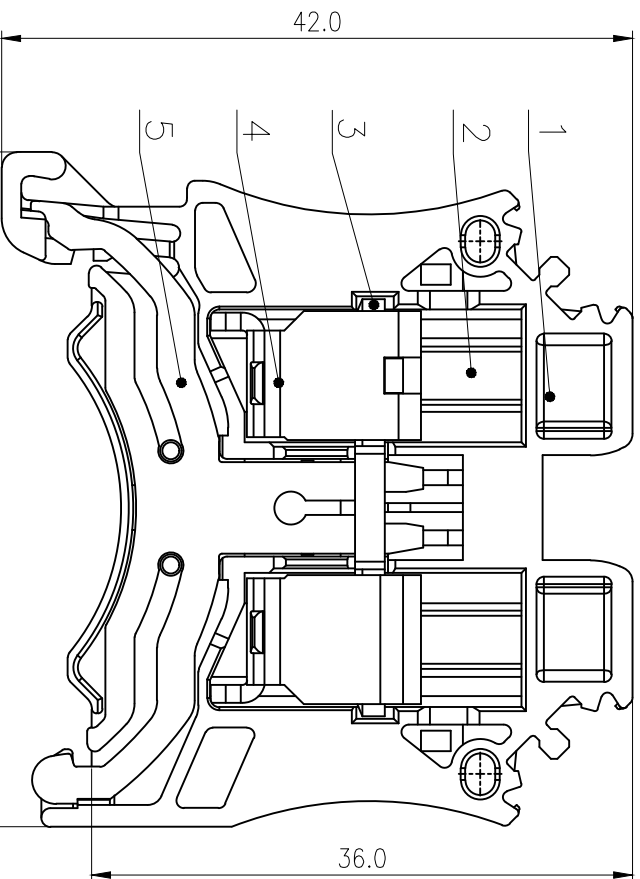
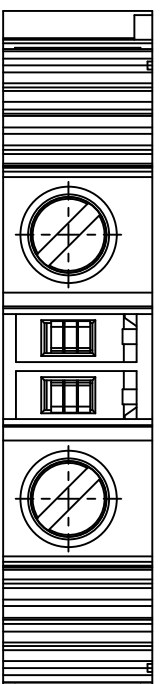
Marking strip	ZB10
Marker cards	DBE-1

Accessories

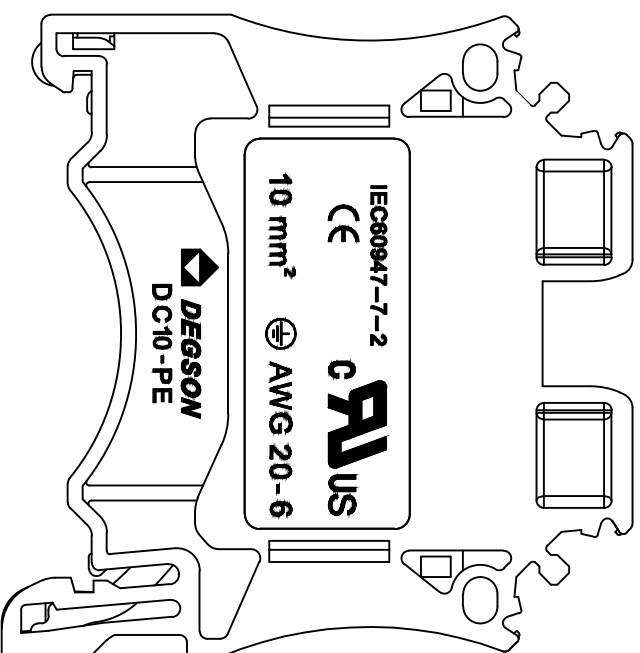
End cover	D-DC6
End clamp	E-WS
DIN rail	NS35/7.5-1000-00A(H)

Business data

Order number	11020000011
Packing unit	50
Minimum order quantity	50
Products weight (without packaging)	20.324



General tolerances(mm)														
0	>3	>6	>10	>18	>30	>50	>80	>120	>180	>250	>315	>400	>500	0.1/10
~	~	~	~	~	~	~	~	~	~	~	~	~	~	
3	6	10	18	30	50	80	120	180	250	315	400	500	0	
±0.1	±0.1	±0.2	±0.2	±0.3	±0.3	±0.5	±0.8	±0.9	±1.0	±1.1	±1.6	±2.2	±2.5	±2'
2	8	2	6	1	7	7	0	3	5	5	0	0	0	



UL Standard:	B	C	D
Rated Voltage(V)/Current(A)	/	/	/
IEC Standard:	/	/	/
Overvoltage Category/ Pollution Degree	III/3	/	/
Rated Voltage(V)/Current(A)	/	/	/
Rate Impulse Voltage(KV)	8	/	/
Torque Tightening(N·m/Lb·in)	M4, 1.54/14	/	/
Wire Range(rigid and flexible)(mm²/AWG)	0.5~10/20~6		
Pitch(mm)	10.0		
Striping length(mm)	10-12		
Operating temperature(°C)	-40~+105		
Conform to RoHS	Yes		
Standard color number:			
PANTONE / RAL	/		
SURFACE:	/		

MATERIAL: /

MAT NO.: /

STATUS: /

APPD: LI GL 2020.05.23

CHKD: Mao J 2020.05.23

DRT:Wang LX 2020.05.23

NAME: **DEGSON®** **DEGSON GERMANY GmbH**

DRAWING NO.: DC10-PE-C01

TYPE: CUSTOMER DRAWING

ITEM	NAME OF PART	MATERIAL	NOTES
5	Grounding body	Copper alloy	Sn Plated
4	Cage	Steel	Zn Plated
3	Current carrier	Copper	Sn Plated
2	Screw	Steel	M4/Zn Plated
1	Housing	PA66	UL94V-0

REV	EON	DESCRIPTION	DRT	DATE
2				
3				
4				

SIZE	SCALE	SHEET
A4	2:1	1/1