

Overview

Product information



DC4-11020000035

Screw type Din-Rail TB, connector method: Screw/plug-in connector, Rated voltage: 1000 V, Rated current: 32 A, Number of connectors: 2, Number of potentials: 1, Cross section: 0.5 mm² - 4mm², AWG: 22 - 10, Width: 6.1 mm, Color: gray, Mounting type: NS 35/7.5, NS 35/15

Product advantages

- Steel screw connection technology, reliable connection;
- Equipped with dual-channel bridge wells, circuit connection testing is more flexible;
- Unique plug-in bridge, high circuit connection efficiency;
- The box has a baffle to prevent mis-insertion;
- Can be matched with marker strips to avoid incorrect insertion of wires.

Product certification



Technical data

Product drawing

3D model

□

Overview

Number of rows	1
number of connections	2
Open-end side panels	Yes
Insulation Materials	PA
Flame retardant grade, in line with UL 94	V0
Insulating material group	I
standard test	IEC60947-7-1

Connection method	screw connection
-------------------	------------------

Dimension

width	6.1mm
End plate width	1.5mm
Height	40mm
NS 35/7,5 Height	41.5mm
NS 35/15 Height	49mm
length	44.5mm

Wiring data

Strip length	8~9mm
Conductor cross section solid AWG	22~10
Conductor cross section solid	0.5~6mm ²
Conductor cross section flexible	0.5~4mm ²
Conductor cross section flexible (ferrule without plastic sleeve)	0.5~4mm ²
Conductor cross section flexible (ferrule with plastic sleeve)	0.5~2.5mm ²
2 flexible conductors with a TWIN ferrule	0.5~1.5mm ²
Screw type	Slotted screw
screw thread	M3
Tightening torque	0.6N.m

IEC Electrical parameters

Rated voltage (III / 3)	1000V
Rated current (III / 3)	32A
Rated surge voltage	8KV

UL Electrical parameters

Rated voltage	600V
Rated current	30A

Environmental conditions

Ambient temperature (operation)	-40 °C ~ 105 °C (depending on derating curve)
Relative humidity (storage/transport)	25%~75%
Ambient temperature (storage / transport)	-25°C~60°C

Mechanical performance test

Mechanical strength	Passed the test
Fixing support	Passed the test
Rotational Pull Test	Passed the test

Electrical performance test

Voltage drop	≤3.2mV
Temperature rise test	≤45 K

Safety test

Anti-finger touch	Passed the test
-------------------	-----------------

Environmental protection

RoHS	No excessive harmful substances
REACH SVHC	Lead 7439-92-1

Accessories

Marker

Top marker	/
Side marker	ZB6
Marker support	/

Accessories

Slotted screwdriver size (Blade thickness x Width)	0.6×3.5
Bridge	DFA4
End cover	D-DC2.5
Partition plate	/

Installation

End clamp	E-WS N / E-PC-1100A
Terminal strip marker support	KLM3-20x8 / KLM3-44x8 / DLM2 / DBE-1 / DBE-2
DIN rail	NS35/7.5 & NS35/15

Marking & Installation

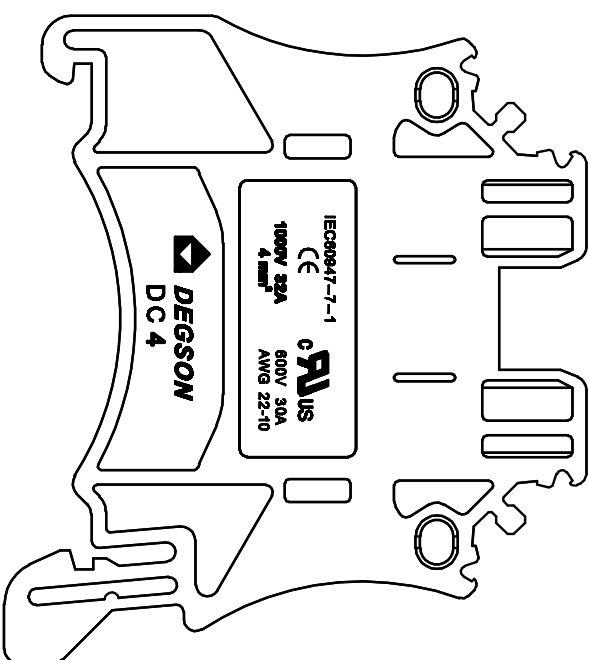
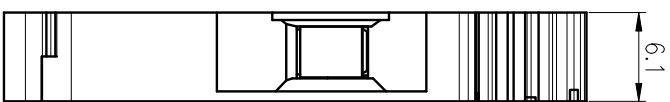
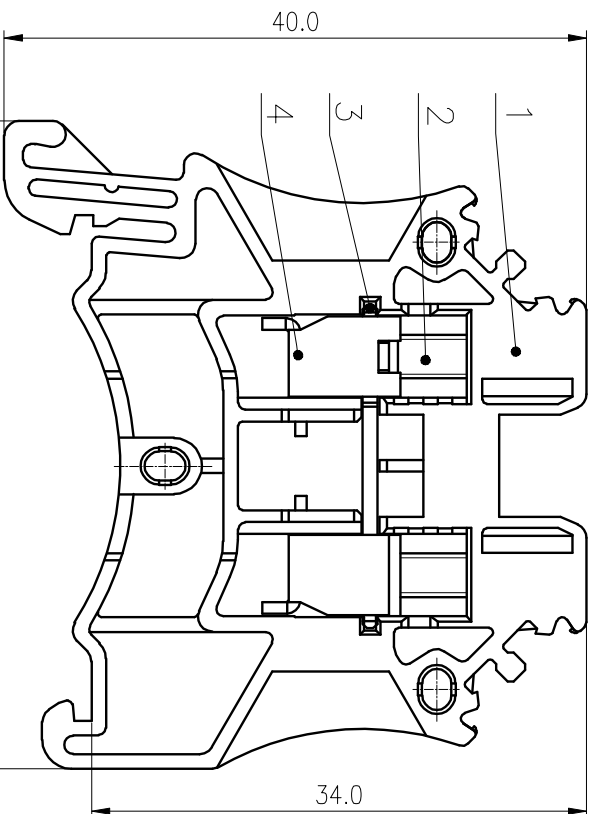
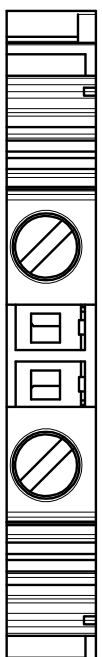
Marking strip	ZB6
Marker cards	DBE-1

Accessories

End cover	D-DC2.5
Bridge	DFA4
End clamp	E-WS
DIN rail	NS35/7.5-1000-00A(H)

Business data

Order number	11020000035
Packing unit	100
Minimum order quantity	100
Products weight (without packaging)	6.503



General Tolerances(mm)													
0	>3	>6	>10	>18	>30	>50	>80	>120	>180	>250	>315	>400	0.1/10
~	~	~	~	~	~	~	~	~	~	~	~	~	±Z
3	6	10	18	30	50	80	120	180	250	315	400	500	
±0.12	±0.18	±0.22	±0.26	±0.31	±0.37	±0.57	±0.80	±0.93	±1.05	±1.15	±1.60	±2.20	±2.50

UL Standard:	B	C	D
Rated Voltage(V)/Current(A)	600/30	600/30	600/5
IEC Standard:			
Overvoltage Category/	III/3	/	/
Pollution Degree			
Rated Voltage(V)/Current(A)	1000/32	/	/
Rate Impulse Voltage(KV)	8.0	/	/
Torque Tightening(N·m/Lb.in)	M3, 0.66/6.0		
Wire Range(rigid and flexible)(mm²/AWG)	0.5~4/22~10		
Pitch(mm)	6.1		
Stripping length(mm)	8~9		
Operating Temperature(°C)	-40~+105		
Conform to RoHS	Yes		
Standard color number:			
PANTONE / RAL	/		
SURFACE: /			

MATERIAL: /
 MAT NO.: /
 STATUS: /
 APPD: Li GL 2020.05.15
 CHKD: Mao J 2020.05.15
 DRAFT:Wang LX 2020.05.15

DEGSON **DEGSON GERMANY GmbH**
 NAME: DC4-01P-1Y-00A(H)
 DRAWING NO.: DC4-C01
 TYPE: CUSTOMER DRAWING
 SCALE: 2:1 SHEET 1/1

ITEM	NAME OF PART	MATERIAL	NOTES
4	Cage	Steel	M3/Zn Plated
3	Current carrier	Copper	Sn Plated
2	Screw	Steel	M3/Zn Plated
1	Housing	PA66	UL94V-0

REV	ECN	DESCRIPTION	DRAFT	DATE
1	2	3	4	5

D
C
B
A

4
5
6